












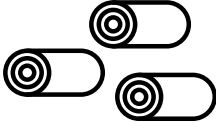








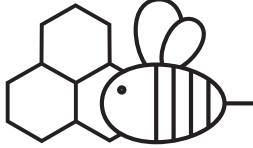



# ROAD TRIP

# Ag Bingo

LEARN ABOUT  
AGRICULTURE IN MANITOBA  
PLAYING BINGO ON THE ROAD!

CARD #3

				
BARN	CANOLA FIELD	FRUIT TREE	WHEAT FIELD	SUNFLOWER FIELD
				
TRACTOR	GRAIN BIN	RAILWAY CROSSING	COW	MILK TRUCK
				
GARDEN	PRODUCE STAND	Free	ROUND BALES	WILDLIFE
				
STRAWBERRY PATCH	GROCERY TRUCK	PEOPLE FISHING	COMBINE	SHEEP
				
HORSE	CORN FIELD	SHELTERBELT	BEEHIVE	GREENHOUSE

## HOW TO PLAY

**STEP 1:** Look over your Bingo card so you know which items you are looking for.

**STEP 2:** Get your favourite colouring supplies to mark your Bingo card.

**STEP 3:** On your road trip, look for the items on your Bingo card. When you find an item, colour in the square. The first person to get 5 spaces in a row (horizontal, vertical, or diagonal) wins!

**STEP 4:** Continue the fun all summer long by trying for other Bingo formations (four corners, postage stamp, x, or blackout)!

**Agriculture**  
in the **Classroom**

MANITOBA

Post a pic and tag us using #AgBingoMb!

