

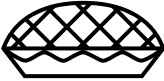


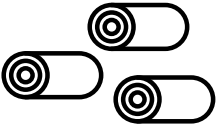








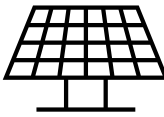












ROAD TRIP

Ag Bingo

LEARN ABOUT
AGRICULTURE IN MANITOBA
PLAYING BINGO ON THE ROAD!

CARD #4

				
SUNFLOWER FIELD	PRODUCE STAND	BAKERY	RED BARN	COMBINE HARVESTING
				
ROUND BALES IN A FIELD	MILK TRUCK	WHEAT FIELD	FOOD TRUCK	SOMEONE GARDENING
				
BEEHIVES	FRESH EGGS SIGN	Free	GREENHOUSE	SOLAR PANELS
				
SHELTERBELT	CORN FIELD	STRAWBERRY PATCH	HORSE	PEOPLE FISHING
				
COWS GRAZING A PASTURE	FRUIT TREE	CANOLA FIELD	GRAIN BIN	TRACTOR

HOW TO PLAY

STEP 1: Look over your Bingo card so you know which items you are looking for.

STEP 2: Get your favourite colouring supplies to mark your Bingo card.

STEP 3: On your road trip, look for the items on your Bingo card. When you find an item, colour in the square. The first person to get 5 spaces in a row (horizontal, vertical, or diagonal) wins!

STEP 4: Continue the fun all summer long by trying for other Bingo formations (four corners, postage stamp, x, or blackout)!

Agriculture
in the **Classroom**

MANITOBA

Post a pic and tag us using #AgBingoMb !

