




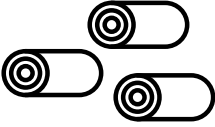




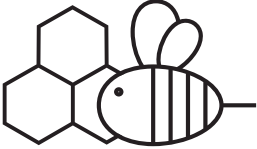















ROAD TRIP

Ag Bingo

LEARN ABOUT
AGRICULTURE IN MANITOBA
PLAYING BINGO ON THE ROAD!

CARD #1

				
SUNFLOWER FIELD	PRODUCE STAND	BAKERY	BARN	COMBINE
				
ROUND BALES	MILK TRUCK	WHEAT FIELD	FOOD TRUCK	SHEEP
				
BEEHIVE	GARDEN	Free	GREENHOUSE	SOLAR PANELS
				
SHELTERBELT	CORN FIELD	STRAWBERRY PATCH	HORSE	PEOPLE FISHING
				
COW	FRUIT TREE	CANOLA FIELD	GRAIN BIN	TRACTOR

HOW TO PLAY

STEP 1: Look over your Bingo card so you know which items you are looking for.

STEP 2: Get your favourite colouring supplies to mark your Bingo card.

STEP 3: On your road trip, look for the items on your Bingo card. When you find an item, colour in the square. The first person to get 5 spaces in a row (horizontal, vertical, or diagonal) wins!

STEP 4: Continue the fun all summer long by trying for other Bingo formations (four corners, postage stamp, x, or blackout)!

Agriculture
in the **Classroom**

MANITOBA

Post a pic and tag us using #AgBingoMb !

